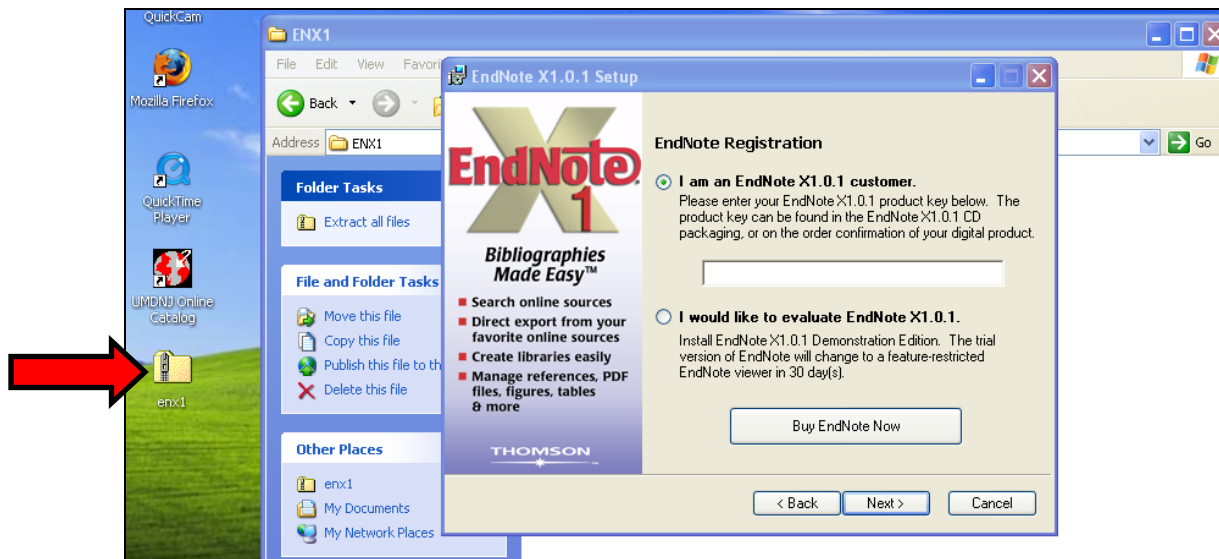


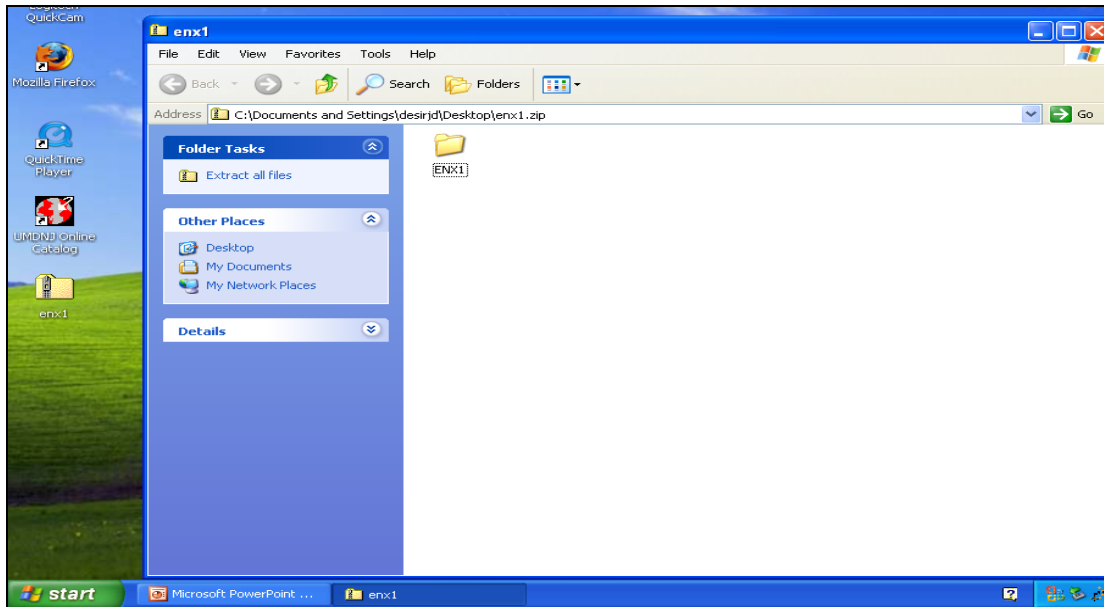
Question: I used winzip or another unzipping program and now when I try to install EndNote on my computer, I get a message asking me to enter a product key for EndNote or evaluate it.



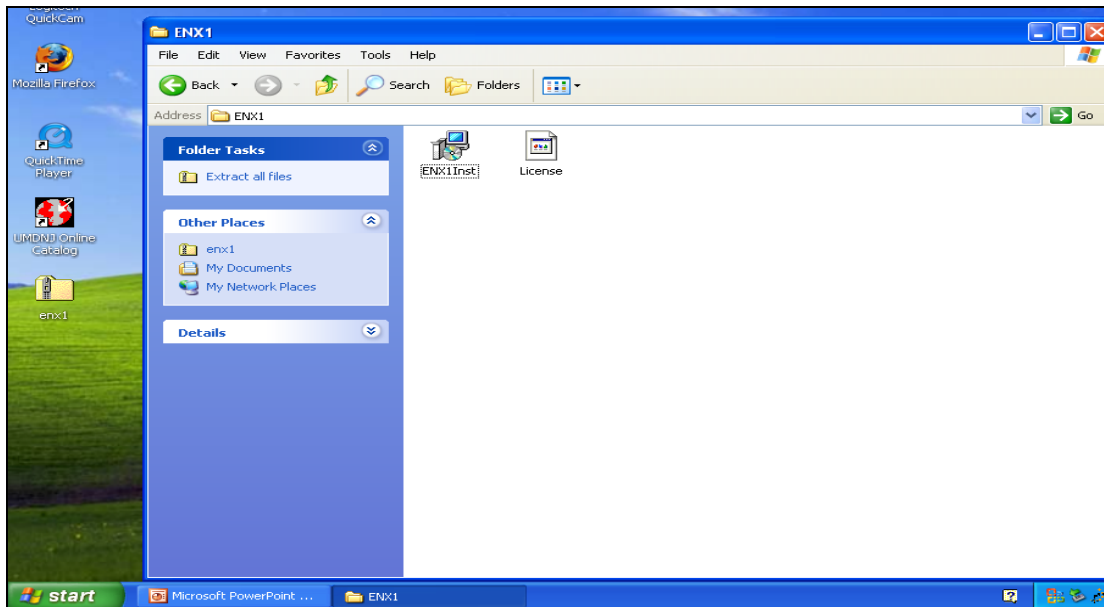
Answer: The message you are sharing pops up when use the left side of your mouse to double click the zipped EndNote folder (See red arrow in picture above.) you downloaded from the library page. EndNote is not recognizing your valid license file. Click cancel to close the Endnote window showing a message similar to the one above.

To unzip the EndNote folder, follow the steps below instead.

- Right-click the EndNote zip file. Click on the option **Extract All**.
- In the Next pop-up window that appears, Click on **Browse** because it is a good idea to place the files you are about to extract in a new folder in My Documents.
- Okay at this point, Click on the Option **Next** near the bottom of the extract window. You should get a message saying all files have been extracted. Now you can use your mouse to double-click the EndNote folder that appears.



- This folder has two files--See picture below. Use the left side of the mouse to double-click the first file to install EndNote. You do not need to do anything with the License file.



For more tips visit the UMDNJ EndNote Users' Blog at <http://umdendnote.wordpress.com/>